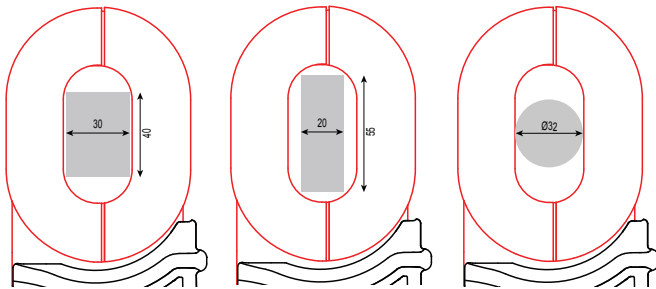


GROUND RESISTANCE TESTERS CLAMP-ON

MODEL 6418

Designed for measuring ground impedance on ground rods and bus bars



CLAMPING CHARACTERISTICS

FEATURES

- Ground Integrity® Measurement
- Large multi-function bright yellow organic LED display (OLED) 48 x 39mm
- Clamping diameter accommodates both cable and bus bar
- Storage of measurements (Ω and/or A, with time-stamping)
- Up to 300 measurements stored
- View stored measurements on the OLED display
- Auto Power OFF function
- Auto Hold
- Alarm function with adjustable set point and buzzer for quick field checks for amps and ohms
- Rugged Lexan® head and body construction resists breakage
- Alarm settings and stored memory information saved during shutdown
- Noise icon and buzzer alert user to presence of dangerous current levels
- Designed to EN 61010-1, 100V CAT IV 150V CATIII safety standards
- Automatic calibration of the jaw gap at power-up

SPECIFICATIONS

MODEL	6418		
ELECTRICAL			
Ground Resistance	Measurement Range	Resolution	Accuracy (% of Reading)
	0.010 to 0.099 Ω	0.001 Ω	$\pm 1.5\% \pm 0.01\Omega$
	0.10 to 0.99 Ω	0.01 Ω	$\pm 1.5\% \pm 0.02\Omega$
	1.0 to 49.9 Ω	0.1 Ω	$\pm 1.5\% \pm 0.1\Omega$
	50.0 to 149 Ω	1 Ω	$\pm 2.5\% \pm 2\Omega$
	150 to 245 Ω	5 Ω	$\pm 5\% \pm 10\Omega$
	250 to 440 Ω	10 Ω	$\pm 10\% \pm 20\Omega$
	450 to 640 Ω	10 Ω	$\pm 15\% \pm 20\Omega$
650 to 1200 Ω	50 Ω	$\pm 20\% \text{ Reading} + 100\Omega$	
Auto Ranging			
Measurement Frequency	2083Hz		
Current Measurement	0.50 to 9.995mA	50 μ A	$\pm 2\% \text{ Reading} + 200\mu$ A
	10.00 to 99.90mA	100 μ A	$\pm 2\% \text{ Reading} + 100\mu$ A
	100.0 to 299.0mA	1mA	$\pm 2\% \text{ Reading} \pm 1$ mA
	0.300 to 2.990A	10mA	$\pm 2\% \pm 10$ mA
	3.000 to 20.00A	100mA	$\pm 2\% \pm 100$ mA
Auto Ranging 1mA to 40A			
Current Measurement Frequency	47 to 800Hz		
Current Overload	OL displayed above 19.99Arms		
Power Source	4x1.5V LR6 (AA) Alkaline batteries or 4 NIMH batteries; Battery life: 12 hours, or 2400 30-second measurements approx.		

PRODUCT INCLUDES



MODEL 6418

Includes a hard carrying case, calibration loop, four 1.5V AA batteries and user manual.

CATALOG NO.	DESCRIPTION
2141.03	Ground Resistance Tester Model 6418 (Clamp-On, Alarm, Memory, Oblong Jaws)

GROUND RESISTANCE TESTERS

CLAMP-ON

Functional Displays

Disturbance indicator (current) in the loop
 HOLD Function active
 Buzzer is displayed when active
 Measurement date/time display
 Advanced Mode selection
 Indicates when the inductive component is negligible in Advanced Mode
 Main measurement display
 Measurement unit display
 Data Storage Mode
 Memory Recall Mode
 Memory index number display
 Bluetooth connection indicator (not available on model 6418)

Incorrect jaw closing indicator
 Auto Power OFF active
 Battery charge indicator
 4000-count upper measurement display
 Upper display measurement unit
 Main display measurement unit
 Hazardous voltage indicator (not available on model 6418)
 Alarm measurement display unit
 Alarm threshold display
 Alarm active indicator

Note: Display shown larger than real size.

MEASUREMENT RESULTS



Displays the leakage current and loop impedance at the test frequency

MEMORY RECALL MODE



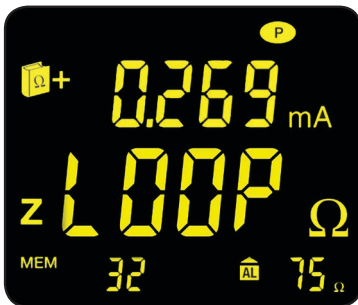
Measurement storage date-time screen

ALARM




Indicates voltage/current alarm threshold along with the direction of impedance

LOOP DETECTION



Detects and displays possible false readings associated with metal loops

GROUND VOLTAGE



Indicates voltage potential at the point of measurement

IMPEDANCE OVER RANGE



Indicates that the impedance is greater than 1500Ω