

Tachometer CT 110



KEY POINTS

- Easy to use
- Adjustable backlight
- Contact/optical selection
- Hold-min-max function
- Selection of units

TECHNICAL FEATURES

Measuring elements	Optical tachometry: optical detection (Phototransistor sighting distance max. 40 cm) Contact tachometry: ETC adaptor for optical tachometry probe
Display	4 lines, LCD technology. Sizes 50 x 36 mm 2 lines of 5 digits with 7 segments (value) 2 lines of 5 digits with 16 segments (unit)
Cable	Coiled, 0.45 m length, extension: 2.4 m
Housing	ABS, IP54 protection
Keypad	5 keys
European directives	2014/30/EU EMC; 2014/35/EU Low Voltage; 2011/65/EU RoHS II; 2012/19/EU WEEE
Power supply	4 batteries AAA LR03 1.5 V
Ambience	Neutral Gas
Conditions of use (°C, %RH, m)	From 0 to +50°C. In non condensing conditions. From 0 to 2000 m.
Storage temperature	From -20 to +80°C
Auto shut-off	Adjustable from 0 to 120 min
Weight	190 g



SPECIFICATIONS

Measuring units	Measuring range	Accuracy**	Resolution
Optical tachometer			
rpm	From 60 to 60 000 rpm	From 60 to 10 000 rpm: $\pm 0.3\%$ of reading ± 1 rpm From 10 001 to 60 000 rpm: ± 30 rpm	1 rpm
Contact tachometer			
rpm, m/min, ft/min, in/min, m/s	From 30 to 3000 rpm	From 30 to 3000 rpm: $\pm 1\%$ of reading ± 1 rpm	1 rpm

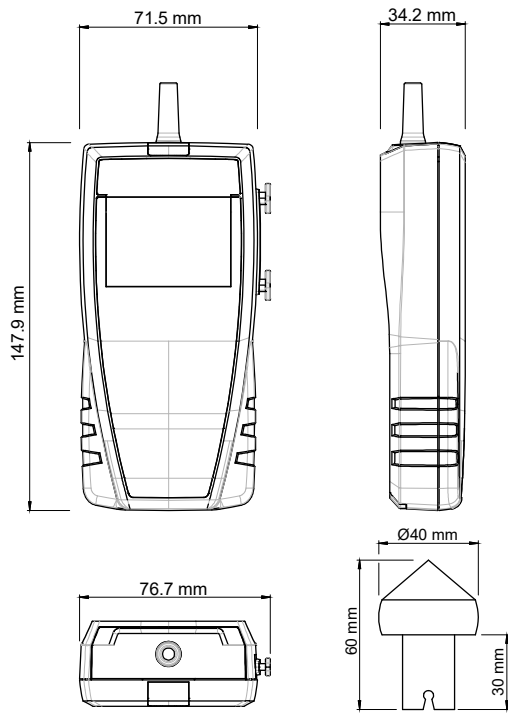
FUNCTIONS

- Contact / optical selection
- Selection of tachometry units
- Hold function
- Display of minimum and maximum values
- Configurable auto shut-off
- Backlight

* Except class 110 S

** All the accuracies indicated in this technical datasheet were stated in laboratory conditions, and can be guaranteed for measurements carried out in the same conditions, or carried out with calibration compensation

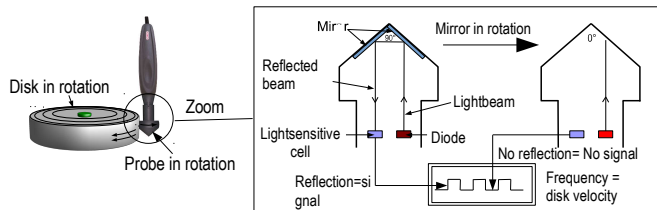
DIMENSIONS



OPERATING PRINCIPLES

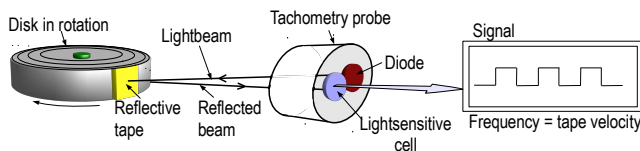
Contact tachometry

A light beam from a diode is reflected by a rotating mirror located inside the probe head. A light sensitive cell detects the frequency of the signal of the beam which is proportional to the rotation speed.



Optical tachometry

A light beam emitted from the diode of the probe is reflected by a reflective tape placed on the measured element. A light sensitive cell detects the beam and translates it in frequency signal which is proportional to the tape rotation speed.



SUPPLIED WITH

- Instruments are supplied with:
- Optical tachometry probe Ø17 mm, 195 mm length
 - Tip of contact tachometry
 - A reflective tape
 - Calibration certificate*
 - Transport case (ref: ST 110)



* Except class 110 S

ACCESSORIES

CQ 15: Magnetic protective housing



RTE: Telescopic extension, length 1m, with index at $\pm 90^\circ$

MT 51: ABS transport case



MAINTENANCE

We carry out calibration, adjustment and maintenance of your instruments to guarantee a constant level of quality of your measurements. As part of Quality Assurance Standards, we recommend you to carry out a yearly checking.

GUARANTEE

Instruments have 1-year guarantee for any manufacturing defect (return to our After-Sales Service required for appraisal).

www.kimo.fr



EXPORT DEPARTMENT
Tel : + 33. 1. 60. 06. 69. 25 - Fax : + 33. 1. 60. 06. 69. 29
e-mail : export@kimo.fr

Distributed by :

techniCAL
866-327-8731
www.techniCAL-sys.com

