



TM01045 TM01145 TM02253

Time code distributor with optical multimode outputs

The family of fiber optic time distributors includes 3 models for distributing an optical signal on: optical and analog outputs

Optical input/analog outputs

The TM01045 provides 12xIRIG B126 analog outputs from one IRIG B126 optical input.

Optical input/Optical outputs

The TM01145 provides 12xIRIG B126 optical outputs from one IRIG B126 optical input.

Optical input/optical and analog outputs

The TM02253 distributor provides 6 analog IRIG B126 outputs and 5 B006 optical outputs from an optical IRIG B126 input.

Operation

A front face LED panel, located to the right of the connector "FO IN" allows verifying that the IRIG B signal is present on the input of the unit.

The LED can take three states:

- Green: signal detected
- Red: no signal
- Off: Power off

Specifications

Connectors

Outputs IRIG B006 : SC connector
 Outputs IRIG B126 50 Ω : BNC connector
 entrée IRIGB00X, SC connector

Dimensions :

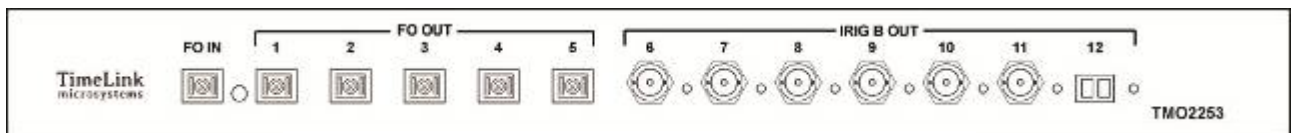
Rack 1U, 19"
 Weight : 2.7 kg
 Consumption : 20 W

IRIGB codes

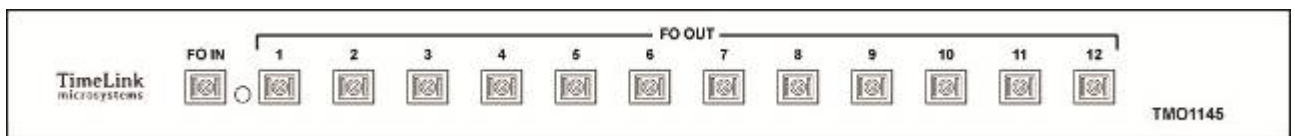
The B006 and B126 IRIGB code are used. They respectively correspond to an unmodulated and modulated code B with calendar information, day of the year, hour, minute, second, and year (2 digits) in BCD.

IRIGB

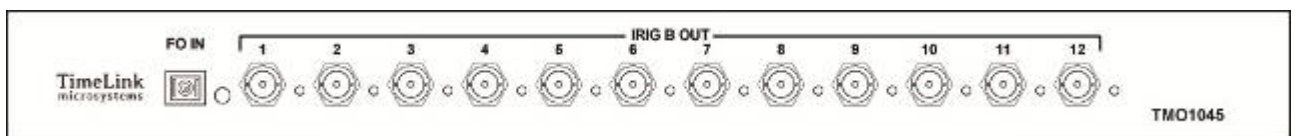
<p>Modulation Frequency:</p> <p>Frequency/Resolution:</p> <p>Coded Expressions:</p>	<table border="0"> <tr><td>0</td><td>Pulse width code</td></tr> <tr><td>1</td><td>Sine wave, amplitude modulated</td></tr> <tr><td>2</td><td>Manchester modulated</td></tr> <tr><td colspan="2"> </td></tr> <tr><td>0</td><td>No carrier/index count interval</td></tr> <tr><td>1</td><td>100 Hz/10 ms</td></tr> <tr><td>2</td><td>1 kHz/1 ms</td></tr> <tr><td>3</td><td>10 kHz/0.1 ms</td></tr> <tr><td>4</td><td>100 kHz/10 ms</td></tr> <tr><td>5</td><td>1 MHz/1ms</td></tr> <tr><td colspan="2"> </td></tr> <tr><td>0</td><td>BCD_{TOY}, CF, SBS</td></tr> <tr><td>1</td><td>BCD_{TOY}, CF</td></tr> <tr><td>2</td><td>BCD_{TOY}</td></tr> <tr><td>3</td><td>BCD_{TOY}, SBS</td></tr> <tr><td>4</td><td>BCD_{TOY}, BCD_{YEAR}, CF, SBS</td></tr> <tr><td>5</td><td>BCD_{TOY}, BCD_{YEAR}, CF</td></tr> <tr><td>6</td><td>BCD_{TOY}, BCD_{YEAR}</td></tr> <tr><td>7</td><td>BCD_{TOY}, BCD_{YEAR}, SBS</td></tr> </table>	0	Pulse width code	1	Sine wave, amplitude modulated	2	Manchester modulated			0	No carrier/index count interval	1	100 Hz/10 ms	2	1 kHz/1 ms	3	10 kHz/0.1 ms	4	100 kHz/10 ms	5	1 MHz/1ms			0	BCD _{TOY} , CF, SBS	1	BCD _{TOY} , CF	2	BCD _{TOY}	3	BCD _{TOY} , SBS	4	BCD _{TOY} , BCD _{YEAR} , CF, SBS	5	BCD _{TOY} , BCD _{YEAR} , CF	6	BCD _{TOY} , BCD _{YEAR}	7	BCD _{TOY} , BCD _{YEAR} , SBS
0	Pulse width code																																						
1	Sine wave, amplitude modulated																																						
2	Manchester modulated																																						
0	No carrier/index count interval																																						
1	100 Hz/10 ms																																						
2	1 kHz/1 ms																																						
3	10 kHz/0.1 ms																																						
4	100 kHz/10 ms																																						
5	1 MHz/1ms																																						
0	BCD _{TOY} , CF, SBS																																						
1	BCD _{TOY} , CF																																						
2	BCD _{TOY}																																						
3	BCD _{TOY} , SBS																																						
4	BCD _{TOY} , BCD _{YEAR} , CF, SBS																																						
5	BCD _{TOY} , BCD _{YEAR} , CF																																						
6	BCD _{TOY} , BCD _{YEAR}																																						
7	BCD _{TOY} , BCD _{YEAR} , SBS																																						



Front face TMO2253



Front face TMO1145



Front face TMO1045

