

TMO3000-T/R

3 analog signals and 4 digital signals multiplexed over one Optical Fiber

All IRIG code, PPS transmission

TMO3000-T/R is a transmitter/receiver system made of 2 units allowing transmission of 3 analogs and 4 digitals signal over an optical fiber

Signals are digitalized at the input transmitted and regenerated at the output allowing the system to be signal agnostic

Its optical fiber SFP connector makes it flexible to a large choice of optical fiberstransceivers allowing transport over multi-mode or single mode fiber types

Receiver Optical fiber signal indicator

Choice of Rack 1U or Compact Box

Specification

Transmitter

Three analogs inputs
4 digital inputs, RS485 or TTL electrical levels
One SFP Optical Fiber transceiver slot

Receiver

Three analogs outputs
4 digital outputs, RS485 or TTL electrical levels
One SFP Optical Fiber transceiver slot

Signal Bandwith

Analog : 200 Hz to 4Khz
Digital : up to 1 Mb/s

Operating Wavelength

Adjustable with SFP transceiver choice

System Delay/Jitter

10us/100ns

Connector

Analog Signal: BNC or BR2
Digital Signal: Db9
Optical Fiver: SFP MSA transceiver with LC optical interface

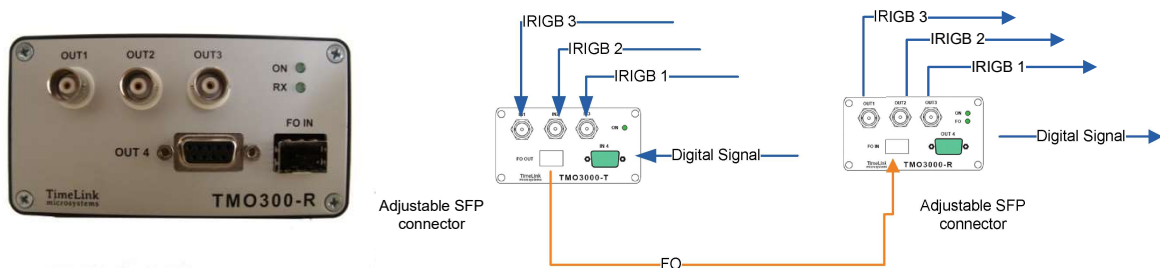
Temperature

Operating Temperature:-20° to 60°C
Storage Temperature:-20° to +70°C
Operating relative humidity:10% to 90% (non-condensing)
Storage relative humidity:5% to 95% (non-condensing)

MTBF

>100 000 hours

Typical Fiber Optic IRIG transmit/receive system



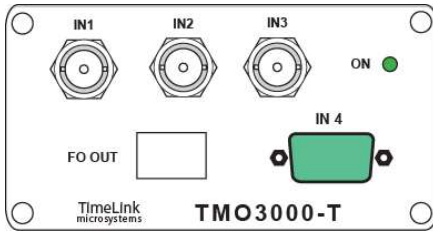
Option: Compact Box (rackable with special front panel)

size: L106 mm, H = 68mm, D=145 mm

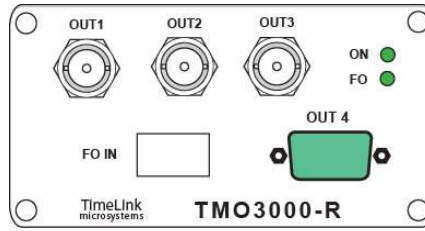
weight: 0,7kg

Power supply: external (power consumption <20W)

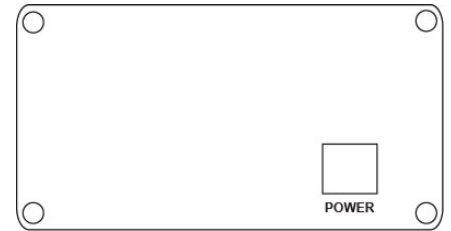
Transmitter front Face



Receiver front Face



Back Face



Option: Rack 1U

size:19" Depth 350mm

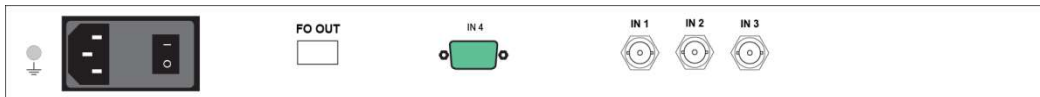
weight:3Kg

Power supply: 85 to 260V AC at 40-60Hz (power consumption <20W)

Transmitter front Face



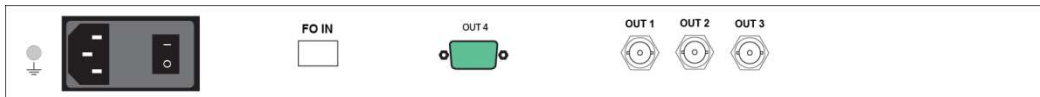
Transmitter back Face



Receiver front Face



Receiver back Face



Ordering Code

TMO300-T/R-X where T=transmitter, R=Receiver, "X"=Wavelength/Fiber/Distance (-1 = 1310nm single mode, LC, 20km)

